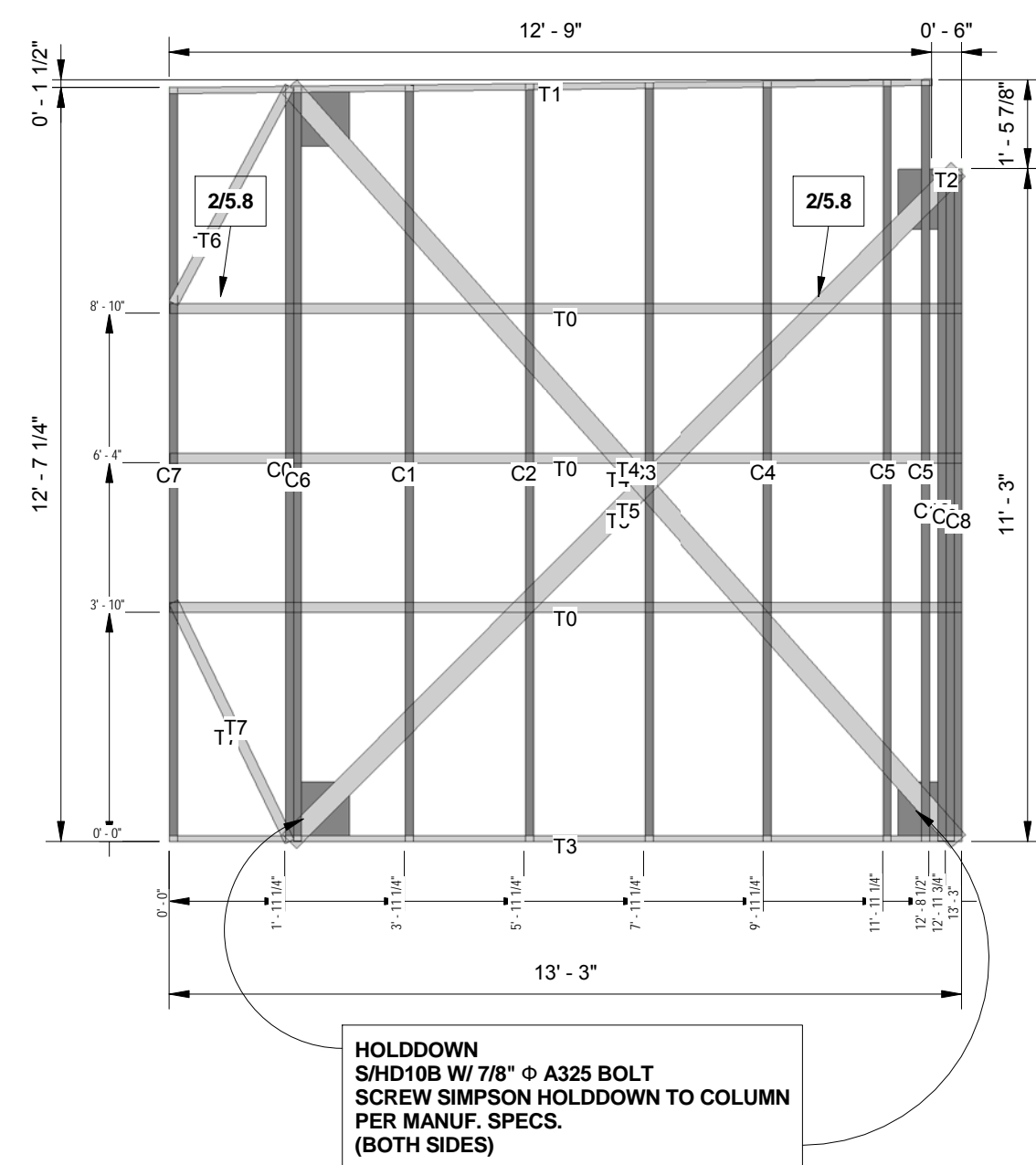


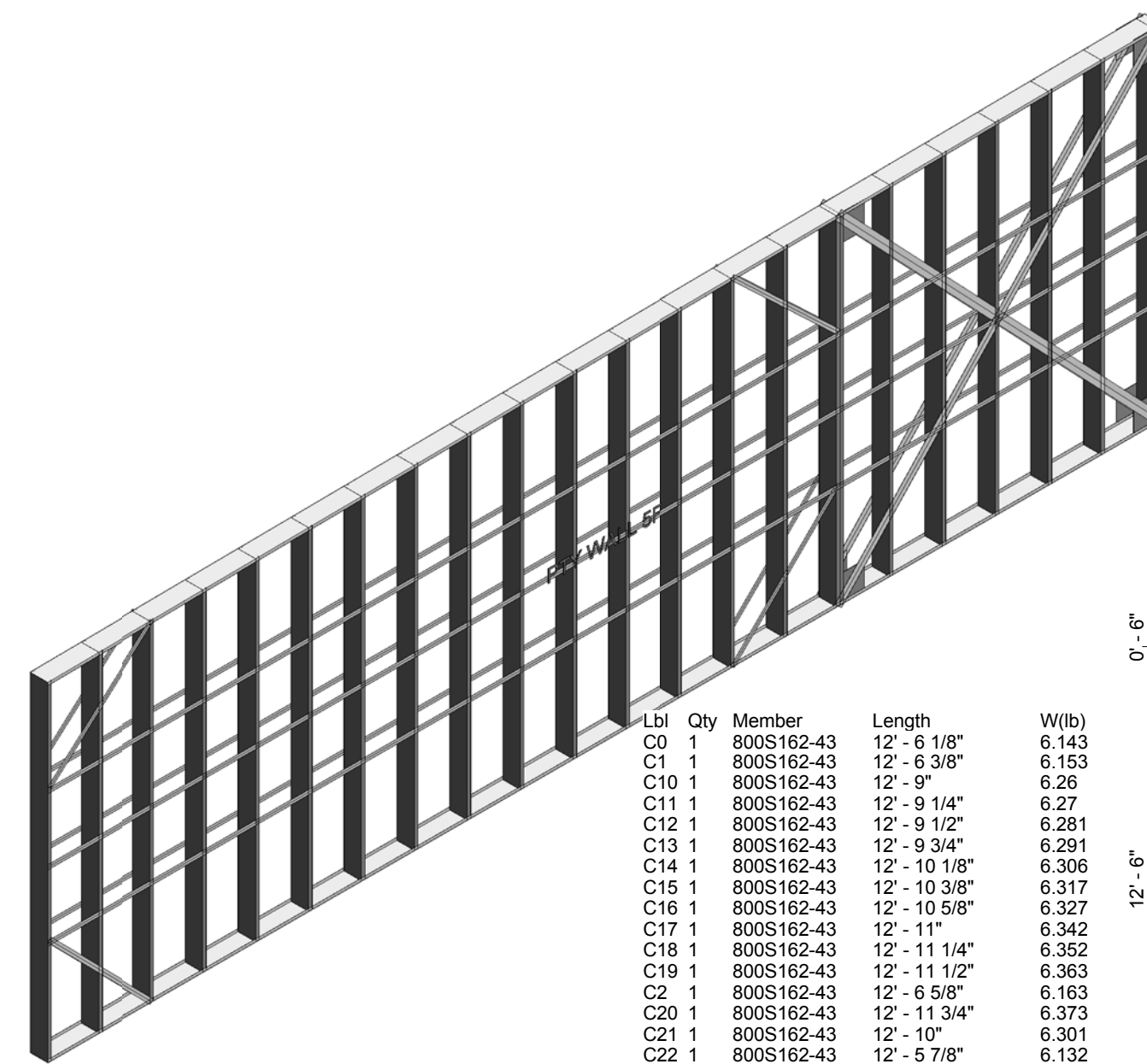
1 Framing Plan_PTY WALL 5E-3D View

Lbl	Qty	Member	Length	W(lb)
C0	1	800S162-43	12'-7 1/2"	6,199
C1	1	800S162-43	12'-7 3/4"	6,209
C10	1	800S162-43	11'-2 5/8"	5,508
C2	1	800S162-43	12'-8"	6,219
C3	1	800S162-43	12'-8 1/4"	6,23
C4	1	800S162-43	12'-8 1/2"	6,24
C5	2	800S162-43	12'-8 3/4"	6,25
C6	1	800S162-43	12'-7 3/8"	6,194
C7	1	800S162-43	12'-7 1/4"	6,189
C8	1	800S162-43	11'-2 7/8"	5,519
C9	1	800S162-43	11'-2 3/4"	5,514
T0	6	0200STR-33	13'-2 7/8"	8,501
T1	1	800T125-43	12'-9"	6,26
T2	1	800T125-43	0'-6"	0,246
T3	1	800T125-43	13'-3"	6,508
T4	4	0400STR-68	16'-10 3/8"	8,281
T5	4	0400STR-68	15'-10 1/4"	7,754
T6	2	0200STR-33	4'-1 1/4"	2,015
T7	2	0200STR-33	4'-5 1/4"	2,179

9 Bill of Material
3/8" = 1'-0"



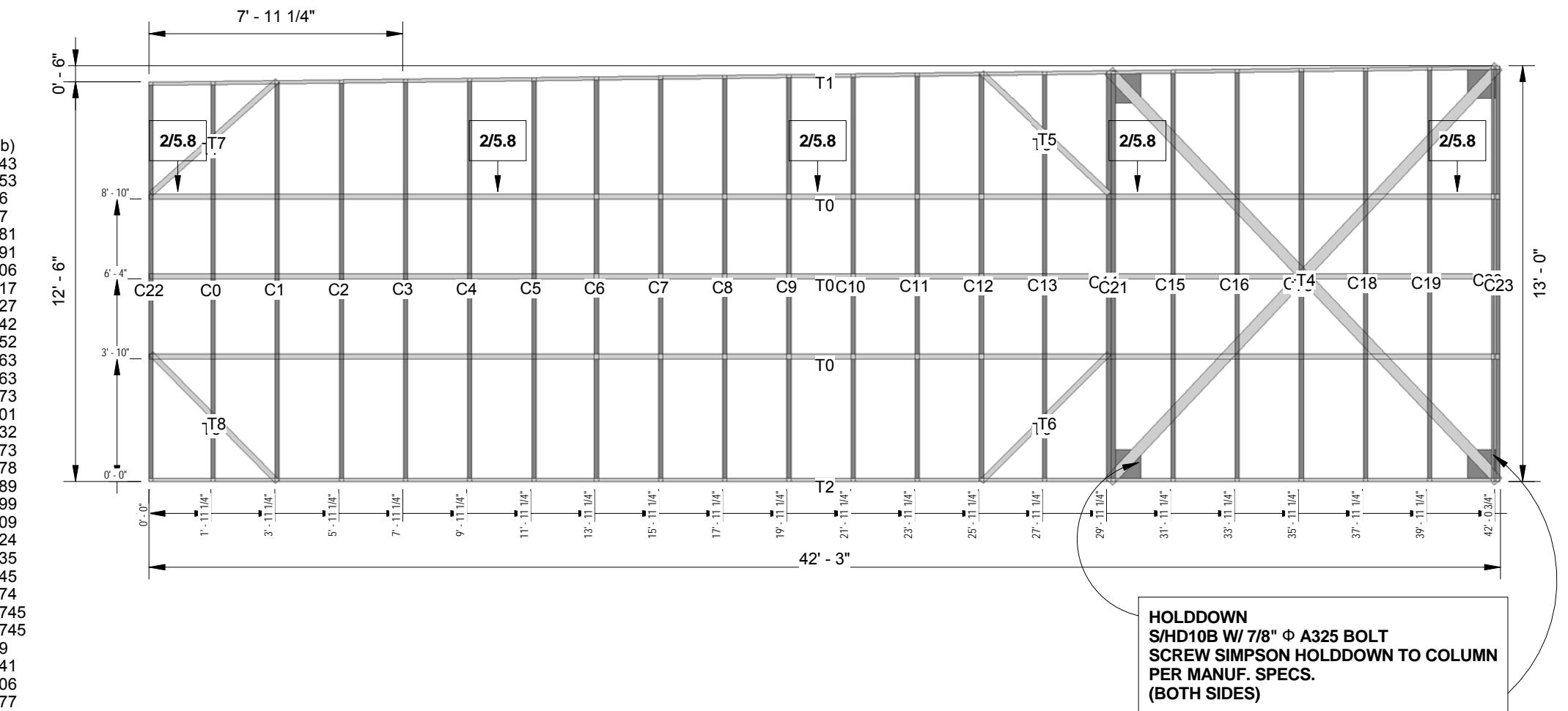
HOLDDOWN
S/H/D10B W/ 7/8" Ø A325 BOLT
SCREW SIMPSON HOLDDOWN TO COLUMN
PER MANUF. SPECS.
(BOTH SIDES)



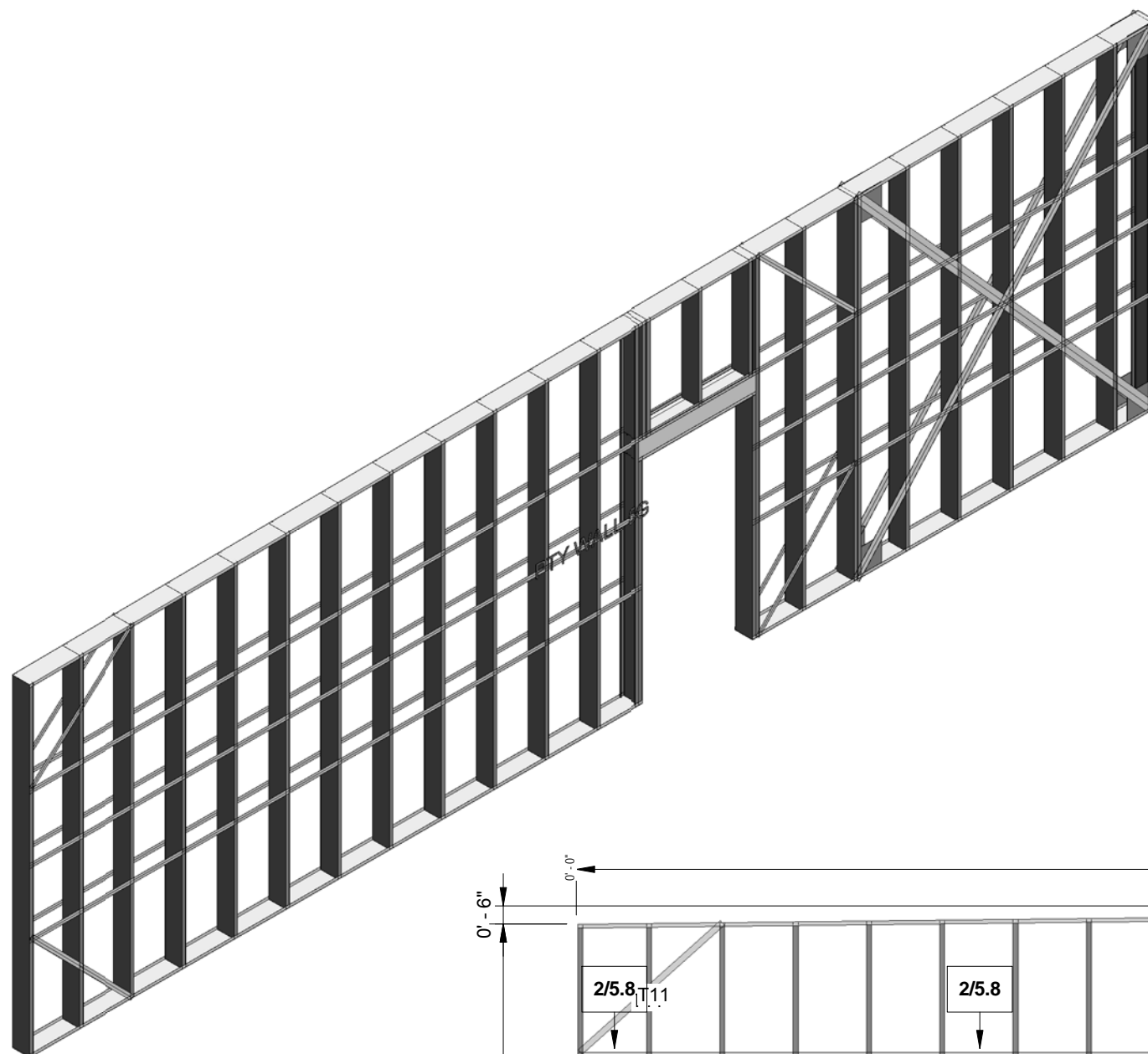
2 Framing Plan_PTY WALL 5F-3D View

Lbl	Qty	Member	Length	W(lb)
C0	1	800S162-43	12'-6 1/8"	6,143
C1	1	800S162-43	12'-6 3/8"	6,153
C10	1	800S162-43	12'-9"	6,26
C11	1	800S162-43	12'-9 1/4"	6,27
C12	1	800S162-43	12'-9 1/2"	6,281
C13	1	800S162-43	12'-9 3/4"	6,291
C14	1	800S162-43	12'-10 1/8"	6,306
C15	1	800S162-43	12'-10 3/8"	6,317
C16	1	800S162-43	12'-10 5/8"	6,327
C17	1	800S162-43	12'-11"	6,342
C18	1	800S162-43	12'-11 1/4"	6,352
C19	1	800S162-43	12'-11 1/2"	6,363
C2	1	800S162-43	12'-6 5/8"	6,163
C21	1	800S162-43	12'-11 3/4"	6,373
C21	1	800S162-43	12'-10"	6,301
C22	1	800S162-43	12'-5 7/8"	6,132
C23	1	800S162-43	12'-11 3/4"	6,373
C3	1	800S162-43	12'-7"	6,178
C4	1	800S162-43	12'-7 1/4"	6,189
C5	1	800S162-43	12'-7 1/2"	6,199
C6	1	800S162-43	12'-7 3/4"	6,209
C7	1	800S162-43	12'-8 1/8"	6,224
C8	1	800S162-43	12'-8 3/8"	6,235
C9	1	800S162-43	12'-8 5/8"	6,245
T0	6	0200STR-33	42'-2 7/8"	20,74
T1	1	800T125-43	42'-3"	20,745
T2	1	800T125-43	42'-3"	20,745
T3	2	0400STR-68	17'-8 3/8"	8,69
T4	2	0400STR-68	17'-9 5/8"	8,741
T5	2	0200STR-33	5'-6 1/8"	2,706
T6	2	0200STR-33	5'-7 7/8"	2,777
T7	2	0200STR-33	5'-3 3/8"	2,593
T8	2	0200STR-33	5'-7 1/4"	2,752

12 Bill of Material
3/8" = 1'-0"



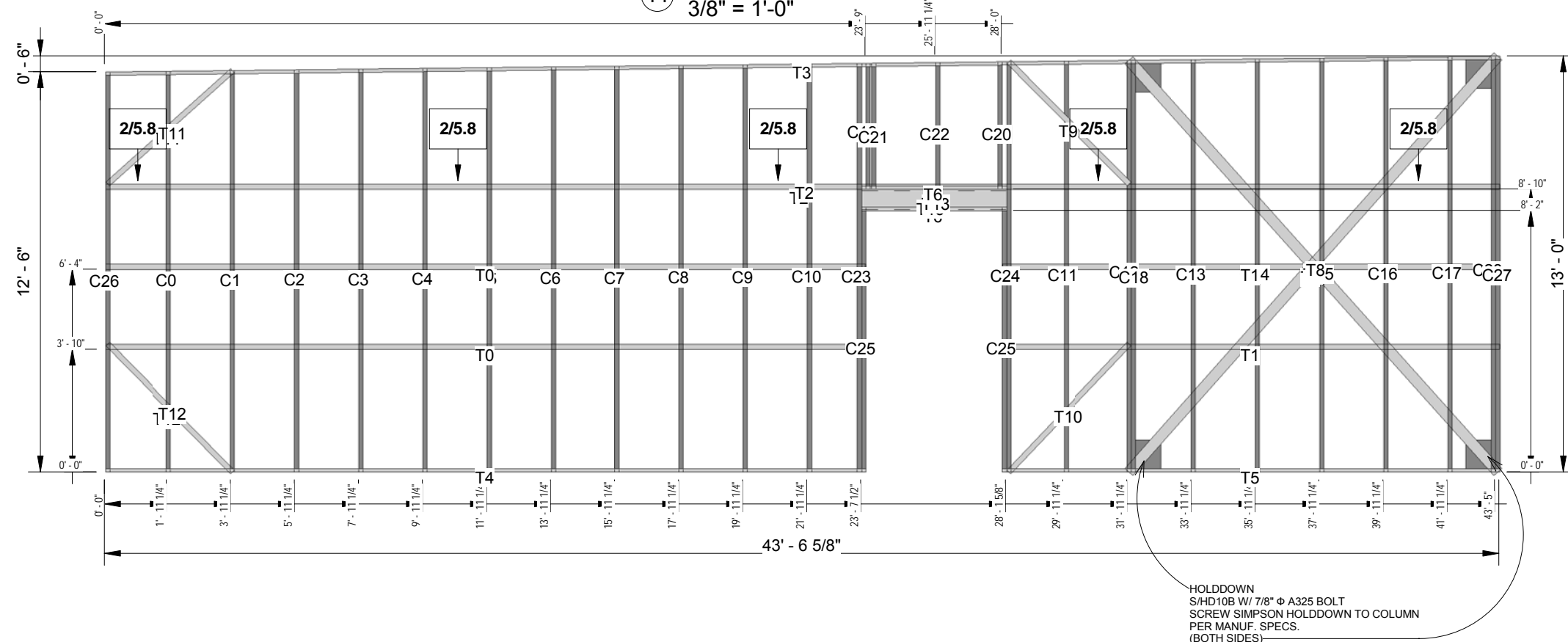
HOLDDOWN
S/H/D10B W/ 7/8" Ø A325 BOLT
SCREW SIMPSON HOLDDOWN TO COLUMN
PER MANUF. SPECS.
(BOTH SIDES)



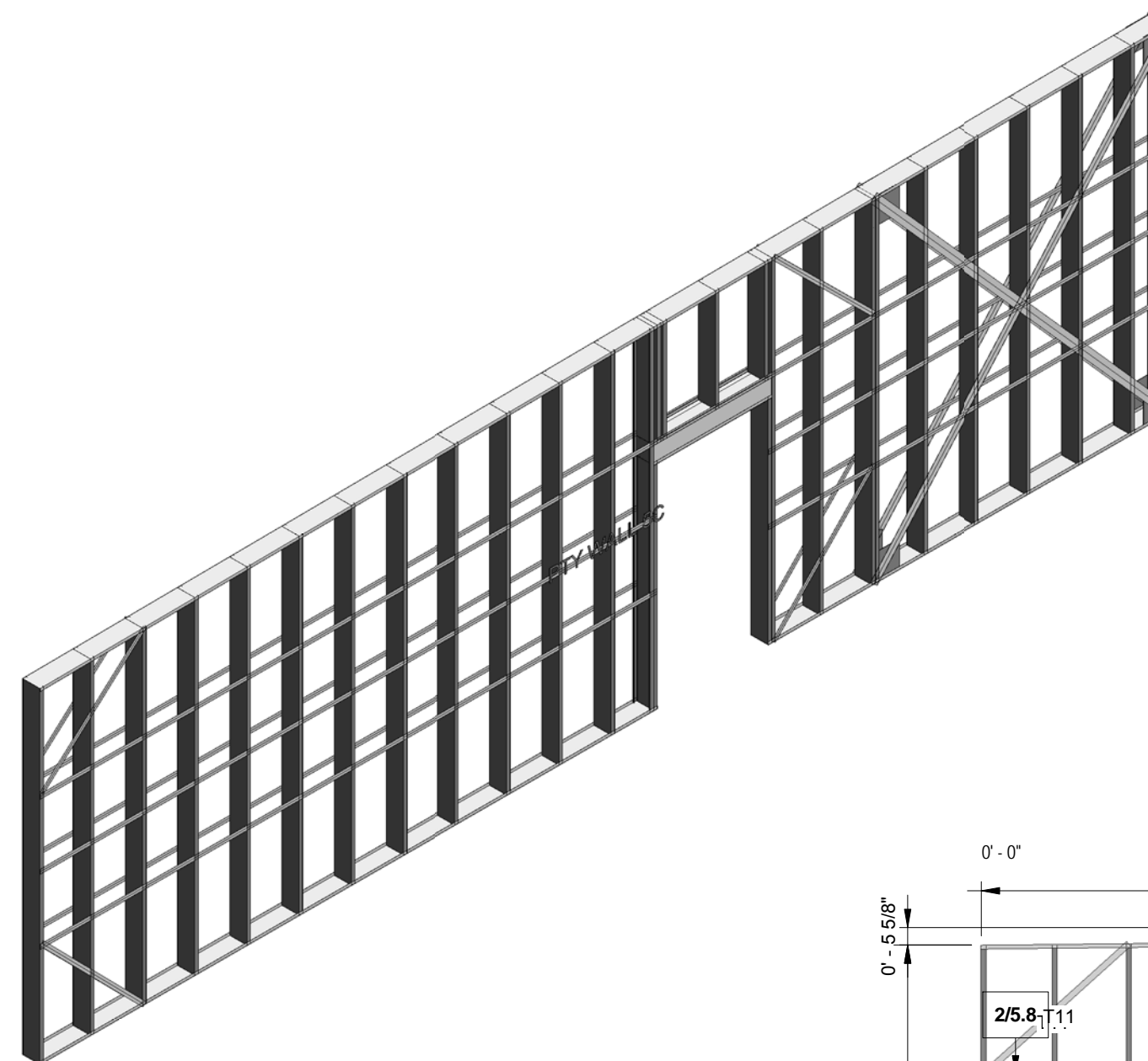
3 Framing Plan_PTY WALL 5G-3D View

Lbl	Qty	Member	Length	W(lb)
C0	1	800S162-43	12'-6 1/8"	6,143
C1	1	800S162-43	12'-6 3/8"	6,153
C10	1	800S162-43	12'-8 7/8"	6,255
C11	1	800S162-43	12'-10"	6,301
C12	1	800S162-43	12'-10 1/4"	6,311
C13	1	800S162-43	12'-10 1/2"	6,322
C14	1	800S162-43	12'-10 3/4"	6,332
C15	1	800S162-43	12'-11 1/8"	6,347
C16	1	800S162-43	12'-11 3/8"	6,357
C17	1	800S162-43	12'-11 5/8"	6,368
C18	1	800S162-43	12'-11 7/8"	6,378
C19	1	800S162-43	3'-11 1/8"	1,928
C2	1	800S162-43	12'-6 3/4"	6,168
C20	1	800S162-43	3'-11 5/8"	1,949
C21	1	800S162-43	3'-11 1/8"	1,928
C22	1	800S162-43	3'-11 3/8"	1,938
C23	1	800S162-43	12'-9 1/8"	6,265
C24	1	800S162-43	12'-9 3/4"	6,291
C25	2	800S162-43	8'-3 1/8"	4,056
C26	1	800S162-43	12'-5 7/8"	6,132
C27	1	800S162-43	12'-11 7/8"	6,378
C28	1	800S162-43	12'-11 3/4"	6,373
C3	1	800S162-43	12'-7 1/4"	6,178
C4	1	800S162-43	12'-7 1/2"	6,189
C5	1	800S162-43	12'-7 1/2"	6,199
C6	1	800S162-43	12'-7 3/4"	6,209
C7	1	800S162-43	12'-8"	6,219
C8	1	800S162-43	12'-8 3/8"	6,235
C9	1	800S162-43	12'-8 5/8"	6,245
T0	4	0200STR-33	23'-8 7/8"	11,656
T1	4	0200STR-33	15'-6 1/2"	7,631
T10	2	0200STR-33	5'-6 1/8"	2,706
T11	2	0200STR-33	5'-3 1/2"	2,598
T12	2	0200STR-33	5'-7 1/4"	2,752
T13	2	800S162-43	4'-6 1/4"	2,22
T2	2	0200STR-33	43'-6 1/2"	21,379
T3	1	800T125-43	43'-6 5/8"	21,384
T4	1	800T125-43	23'-9"	11,661
T5	1	800T125-43	15'-6 5/8"	7,636
T6	2	800T125-43	4'-6 1/4"	2,22
T7	4	0400STR-68	17'-2 7/8"	8,465
T8	4	0400STR-68	17'-4"	8,511
T9	2	0200STR-33	5'-4 1/2"	2,639

11 Bill of Material
3/8" = 1'-0"



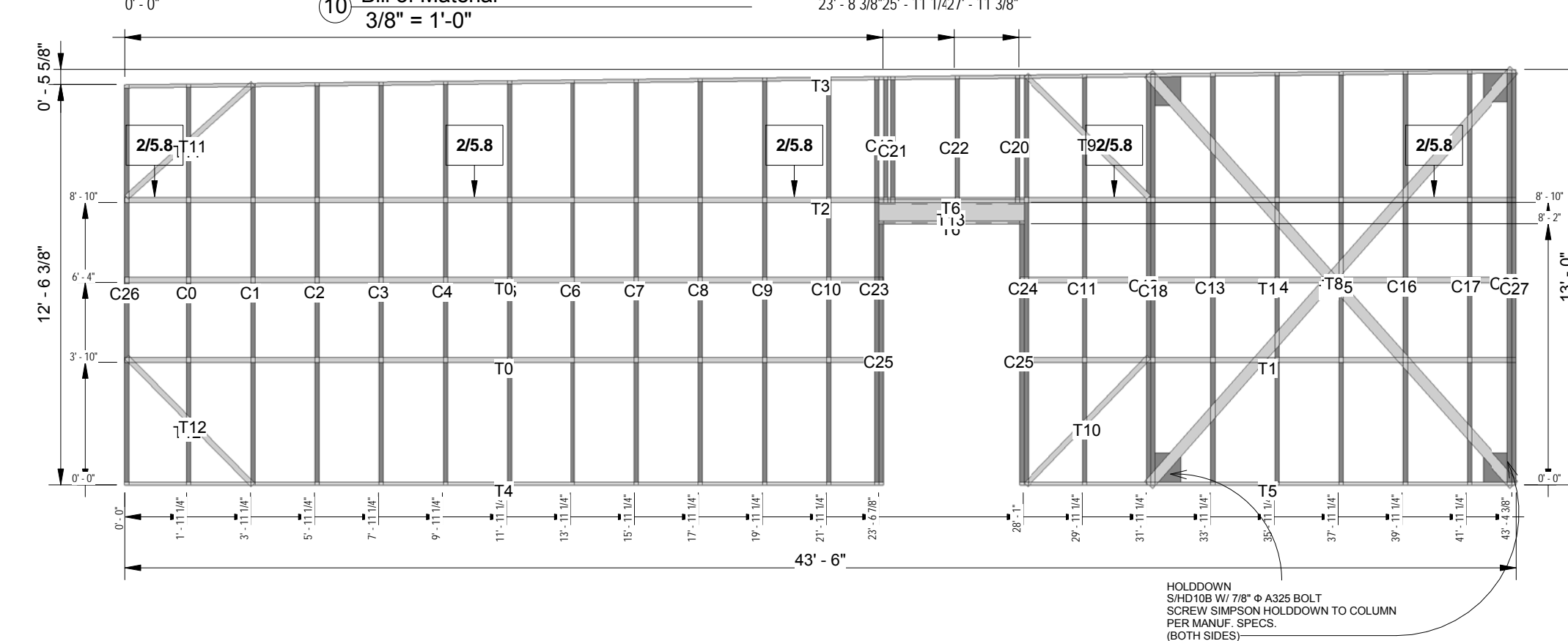
HOLDDOWN
S/H/D10B W/ 7/8" Ø A325 BOLT
SCREW SIMPSON HOLDDOWN TO COLUMN
PER MANUF. SPECS.
(BOTH SIDES)



4 Framing Plan_PTY WALL 5C-3D View

Lbl	Qty	Member	Length	W(lb)
C0	1	800S162-43	12'-6 1/2"	6,158
C1	1	800S162-43	12'-6 3/4"	6,168
C10	1	800S162-43	12'-9"	6,26
C11	1	800S162-43	12'-10 1/8"	6,306
C12	1	800S162-43	12'-10 3/8"	6,317
C13	1	800S162-43	12'-10 5/8"	6,327
C14	1	800S162-43	12'-10 7/8"	6,337
C15	1	800S162-43	12'-11 1/8"	6,347
C16	1	800S162-43	12'-11 3/8"	6,357
C17	1	800S162-43	12'-11 5/8"	6,368
C18	1	800S162-43	12'-11 7/8"	6,378
C19	1	800S162-43	3'-11 1/4"	1,933
C2	1	800S162-43	12'-7"	6,178
C20	1	800S162-43	3'-11 3/4"	1,954
C21	1	800S162-43	3'-11 1/4"	1,933
C22	1	800S162-43	3'-11 1/2"	1,944
C23	1	800S162-43	12'-9 1/4"	6,27
C24	1	800S162-43	12'-9 7/8"	6,286
C25	2	800S162-43	8'-3 1/8"	4,056
C26	1	800S162-43	12'-6 1/4"	6,148
C27	1	800S162-43	12'-11 7/8"	6,378
C28	1	800S162-43	12'-11 3/4"	6,373
C3	1	800S162-43	12'-7 1/4"	6,189
C4	1	800S162-43	12'-7 1/2"	6,199
C5	1	800S162-43	12'-7 3/4"	6,209
C6	1	800S162-43	12'-8"	6,219
C7	1	800S162-43	12'-8 1/4"	6,23
C8	1	800S162-43	12'-8 1/2"	6,24
C9	1	800S162-43	12'-8 3/4"	6,25
T0	4	0200STR-33	23'-8 1/4"	11,631
T1	4	0200STR-33	15'-6 1/2"	7,631
T10	2	0200STR-33	5'-6 5/8"	2,726
T11	2	0200STR-33	5'-3 5/8"	2,603
T12	2	0200STR-33	5'-7 1/4"	2,752
T13	2	800S162-43	4'-6 1/4"	2,22
T2	2	0200STR-33	43'-5 7/8"	21,363
T3	1	800T125-43	43'-6 1/2"	21,368
T4	1	800T125-43	23'-8 3/8"	11,636
T5	1	800T125-43	15'-6 5/8"	7,636
T6	2	800T125-43	4'-6 1/4"	2,22
T7	4	0400STR-68	17'-2 1/2"	8,449
T8	4	0400STR-68	17'-3 5/8"	8,495
T9	2	0200STR-33	5'-5"	2,66

10 Bill of Material
3/8" = 1'-0"



HOLDDOWN
S/H/D10B W/ 7/8" Ø A325 BOLT
SCREW SIMPSON HOLDDOWN TO COLUMN
PER MANUF. SPECS.
(BOTH SIDES)

TRANSCON STEEL
FRAMING THE FUTURE
224 Investment Loop
Hutto, TX 78634
512-642-3989 office
512-642-3993 fax
www.TransconSteel.com
Support@TransconSteel.com

Revisions		GRETN 5th FLOOR		PTY WALLS 5E-5C		
Drawn by	Scale	Date	Size	Project number	Drawing number	
BMW	As indicated	06/21/12	A	11-107	5.3	

THE DRAWINGS HEREIN ARE MANUFACTURING DRAWINGS ONLY. CONTRACTOR SHALL BE SOLELY RESPONSIBLE FOR VERIFYING ALL DIMENSIONS, SITE CONDITIONS, AND THAT ALL STATE AND LOCAL CODE REQUIREMENTS ARE MET. PLEASE CONTACT TRANSCON STEEL FOR ANY ADDITIONAL CLARITY IN NEEDED PRIOR TO INSTALLATION. TRANSCON IS NOT RESPONSIBLE FOR ANY COSTS ASSOCIATED TO MATERIALS OR LABOR FOR THE REPAIR OR MODIFICATION OF FRAMING ASSEMBLIES.